

2023 Graduate


Employment Survey

Report for


Graduates of 2022

Date of Report: 7 August 2023

Reported by: Frankie Kan, Program Manager

 7/8/23

Review by: Dr. Aishwarya, Academic Director

 7/8/23

Approved by: Rao Suresh, Principal

 7/8/23

Contents

- I. Objective
- II. Target Audience & Methodology
- III. Survey Results
- IV. Comparison of Results
- V. 3-Year Trend
- VI. Recommended Action for Continual Improvement

I. Objective

The objective of the Graduate Employment Survey is:

1. To better understand graduates of TEG International College (TEG) in their employment outcomes.
2. To gather valuable feedback from graduates on their overall study experience at TEG.
3. To use the survey data gathered from graduates for enhancing TEG's Course Curriculums.

II. Target Audience & Methodology

(A) Target Audience:

As TEG does not conduct any external degree program, the Graduate Employment Survey (GES) was conducted for graduates from our Diploma courses.

These graduates had since returned to their home country after graduating from their courses.

The Graduate Employment Survey was conducted in July 2023 where the survey was sent to 93no. of graduates (Jan. 2022 to Dec. 2022) who had completed their courses for more than 6 months from the date of the survey.

There were 20 responses received comprises 3no. from DIHM, 3no from DRBM, 13no. from HDITM and 1 no. from SDIDEP equivalent to a sample size of 21.0%.

(B) **Methodology:**

a. The Graduate Employment Survey form was developed following the

Kirk-Patrick Framework:

- **Level 1 Reaction:** Satisfaction level of graduates' study experiences
(Question 3 and 6 of the survey)
- **Level 2 Learning:** Graduates' current job related to course of study
(Question 4 of the survey)
- **Level 3 Behaviour:** Knowledge and Skills acquired in TEG had helped graduates to obtain the job and/or progress in their current job
(Question 3 of the survey)
- **Level 4 Results:** Time taken by graduates to find a job, Employment Rate, Knowledge and Skills acquired from the course has helped graduates to perform better in their present jobs.
(Question 1 of the survey)

b. The survey was conducted using an online survey platform.

III. Survey Results and Analysis

The survey results were tabulated based on the above Kirk-Patrick Framework.

(A) Level 1 Reaction

Question 6: Overall, I am satisfied with my study experience at TEG International College

Respondent Reaction	No. of Respondents	% of Respondents
Strongly Agree	9	45.0%
Agree	9	45.0%
Neutral	2	10%
Disagree	0	0%
Strongly Disagree	0	0%
Total:	20	100%

The results showed that 90% of the respondents were satisfied with their study experience at TEG International College. In addition, 45.0% of the respondents strongly agree that they are satisfied with the study experience at TEG International College.

The positive achievement was the results of the quality academic deliveries and provision of support services provided.

This is in line with the student satisfaction survey conducted for FY 2022 which showed the results achieved between the lowest score of 4.37/5.00 (87.4%) to the highest score of 4.63/5.00 (92.6%)

No student disagree that he/she is satisfied with his/her study experience at TEG.

Question 2: My job pay me a salary of _____ per year

Respondent Reaction	No. of Respondents	% of Respondents
Less than US\$1,000	7	35.0%
US\$1,001 to US\$5,000	5	25.0%
US\$5,001 to US\$10,000	4	20%
US\$10,001 to US\$20,000	3	15.0%
More than US\$20,001	1	5.0%
Total:	20	100%

For 2023, the median salary of worker in India earned 27200 INR or US\$326 per month or US\$3,912 per year (1 INR equivalent to US\$0.012) reported by Time Doctor.

The above table showed that more than 40% of the graduates earned more than the average median salary of workers in India.

(B) Level 2 Learning

Question 4: The nature of my job is related to course of study at TEG International College.

Respondent Learning Experience	No. of Respondents	% of Respondents
Strongly Agree	9	45.0%
Agree	6	30.0%
Neutral	5	25.0%
Disagree	0	0%
Strongly Disagree	0	0%
Total:	20	100%

The results showed that 75.0% of the respondents agree that the nature of their job is related to course of study at TEG International College. In addition, 45.0% of the respondents strongly agree that the nature of their job is related to course of study at TEG International College (TEG).

No respondent disagree that the nature of their job is related to course of study at TEG.

The results attest to the quality of course content delivered are relevant to the industries in India.

(C) Level 3 Behaviour

Question 3: The qualification(s) obtained from the course(s) studied at TEG International College has/have helped me to obtain my current job

Respondent Behaviour	No. of Respondents	% of Respondents
Strongly Agree	9	45.0%
Agree	8	40.0%
Neutral	3	15.0%
Disagree	0	0%
Strongly Disagree	0	0%
Total:	20	100%

The results showed that 85.0% of the respondents agree that the qualification(s) obtained from the course(s) studied at TEG International College has/have helped him/her to obtain his/her current job.

In addition, 45.0% of the respondents strongly agree that the qualification(s) obtained from the course(s) studied at TEG International College has/have helped him/her to obtain his/her current job

No respondent disagree that the qualification(s) obtained from the course(s) studied at TEG International College has/have helped him/her to obtain his/her current job

These showed that the knowledge (course curriculum) and skills (Industrial Attachment) acquired by the graduates from their studies at TEG have help them in their jobs.

(D) Level 4 Results

Question 1: It took me _____ to receive my 1st job offer

By College Level

Time required to receive the 1st Job Offer	No. of Respondent	Rate %
a. Less than 1 month	2	10.0
b. 1 month to 3 months	8	40.0
c. 3 months to 6 months	6	30.0
d. Still searching for a job	4	20.0
Total:	20	100%

Based on the above tabulation of the data collected from the survey, it showed that 80% of the respondents secured a job within 6 months after their graduation from the college. In addition, it also showed a commendable 10% of the respondents obtain their 1st job offer within the 1st month after graduation, 40% obtain their 1st job offer within the 1 month to 3 months period and 30% obtain their 1st job offer within 3 months to 6 months period.

The good results achieved can attest to the following:

- a. Good recognition level of the diploma certificates by industries in India
- b. The knowledge, skills and work experience acquired from the courses and its industrial attachment.
- c. The graduate's academic quality and positive attitude towards learning.

By Course Level

Time required to receive the 1 st Job Offer	DIHM		DBRM		SDIDEP		HDITHM	
	No	%	No	%	No	%	No	%
e. Less than 1 month	0	0%	0	0%	0	0%	2	15%
f. 1 month to 3 months	1	25%	2	100%	0	0%	5	39%
g. 3 months to 6 months	2	50%	0	0%	1	100%	3	23%
h. Still searching for a job	1	25%	0	0%	0	0%	3	23%
Total:	4	100%	2	100%	1	100%	13	100%

Diploma in Hospitality Management (DIHM)

Diploma in Hospitality Management with 4 respondents recorded 25% of the graduates obtain their 1st Job offer within the 1 month to 3 months period. 2 no. of graduates (50%) found job within 3 months to 6 months after graduating. 1 no. of graduate is still looking for a job at time of survey.

Diploma in Retail and Business Management

Diploma in Retail and Business Management with 2 respondents replied to the survey recorded 100% of the graduates obtain their 1st Job offer within the 1 month to 3 months period.

Higher Diploma in International Hospitality & Tourism Management

Higher Diploma in International Hospitality and Tourism Management with 13 respondents replied to the survey recorded 2 no. (15%) of graduates obtain their 1st Job offer within 1 month. 5 no. of graduates (39%) obtain their 1st Job offer between 1 month to 3 months period. 3 no. of graduate (23%) found job between 3months to 6 months and the balance 3 no. of graduates are still looking for a job.

Specialist Diploma in Integrated Design and Engineering Principles

1 no. of graduate responded under the above course where the graduate obtain his 1st Job offer between 3 to 6 months.

Question 5: The knowledge and skills acquired in TEG International College have helped me to achieve better performance in my current job.

Respondent's Results	No. of Respondents	% of Respondents
Strongly Agree	9	45%
Agree	6	30%
Neutral	5	25%
Disagree	0	0%
Strongly Disagree	0	0%
Total:	20	100%

Based on the above tabulation of the data collected from the survey, it showed that 75% of the respondents agreed that the knowledge and skills acquired in TEG International College have helped him/her to achieve better performance in my current job.

In addition, 45% responded with a 'Strongly Agree' to the question.

These showed that the knowledge and skills is not only relevant to their job, it also help them to better perform in their job.

IV. Comparison of Results

a. External Benchmark against National (Polytechnics) – Employment Rate (Full-time Employment)

The 'Employment Rate' results compared against external benchmark using the combined report release by polytechnics in Singapore.

No.	Institutions	FY2022	Remarks
1	TEG International College	80%	Based on Full-time Employment within 6 months after graduation
2	Polytechnics	59.0%	Based on Full-time Employment
3	Polytechnics (Overall Employment Rate)	91.8%	Based on Full-time + Part-time/Temporary Employment

GES results for Polytechnics extracted from The Graduate Employment Survey (GES) 2022.

The results comparison showed that TEG International College achievement of 80% full-time employment within 6 months after graduation is much higher than the Polytechnics Survey result achieved at 59.0%.

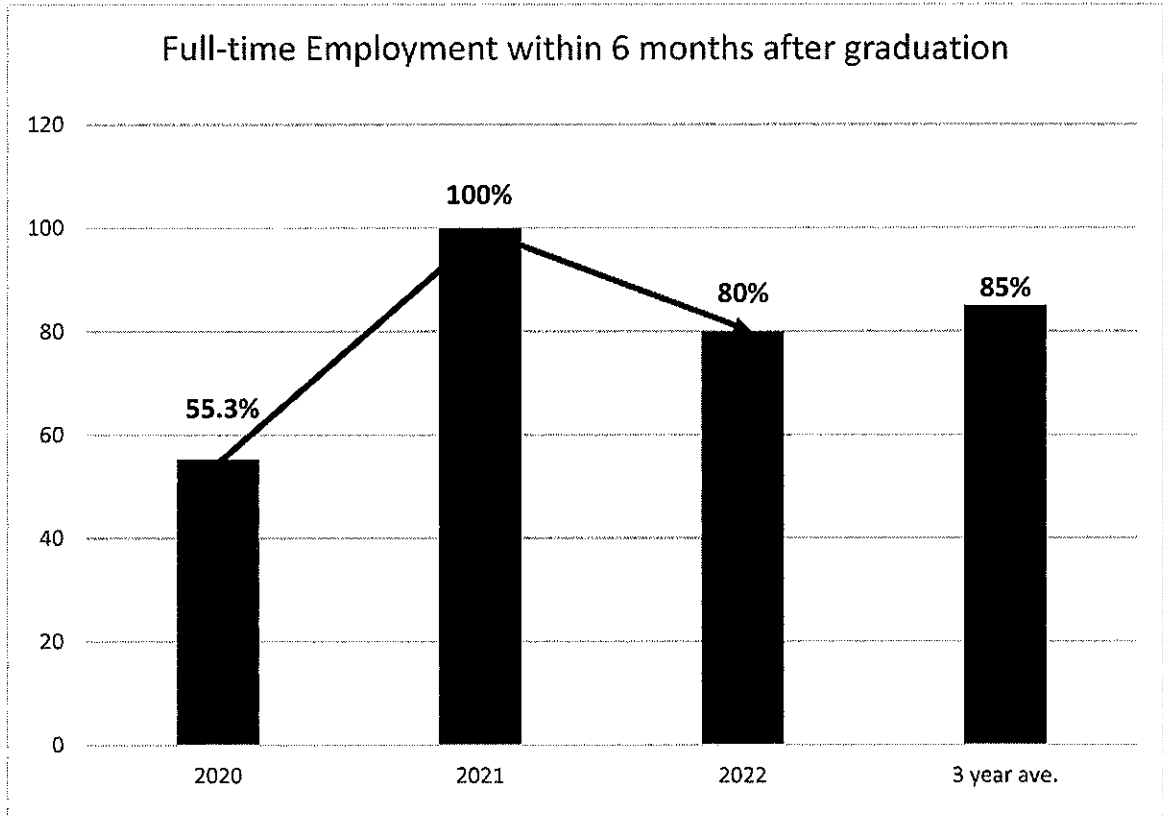
(b) Internal Benchmarking

Conducted on / Full-time Employment	2019	2020	2021	2022	3-year Average (2019- 2021)
Full-time Employment within 6 months after graduation	100%	55.3%	100%	80%	85.0%

The Graduate Employment Survey conducted in 2023 for graduates (in FY2022) of TEG International College achieved a 80% Full-time Employment within 6 months after graduation.

The 80% Full-time Employment within 6 months after graduation was less than the 100% achieved in 2021.

(V) 3-Year Trend



The 3-year trend showed a positive upward trend from 55.3% achieved in FY2020 to 80% achieved in FY2022. The 3-year (FY2019 to FY2021) average score is 85%.

The better results achieved in FY2022 were due to the following reasons:

- a. 90% of graduates responded that they were 'Overall, I am satisfied with my study experience at TEG International College'. Non of the respondent was not satisfied.
- b. 85% of the graduates responded that the qualification obtained from the course studied at TEG has helped them obtain their current job.

- c. 75% of the graduates responded that they agree that the knowledge and skills acquired in TEG International College have helped them to achieve better performance in their current job.

(VI) Recommended Actions for Continual Improvement

- 1. To use the good results achieved in the survey to:
 - a. As inputs for course review in FY2023 to enhance continual improvement to course curriculum

Responsible Staff: Program Manager

Timeline: As per Course Review Plan – FY2023