

# Student Outcomes Report - 2021

Prepared By:

Frankie Kan  
Program Manager

Reviewed By:

Rao Suresh  
Deputy Director

Approved By:

RA Balaguru  
Chief Executive Officer

Date: 7 May 2022 (revised)

**A. Student Performance Outcomes**

<b>Performance Outcomes</b>	<b>2019 (%)</b>	<b>2020 (%)</b>	<b>2021 (%)</b>	<b>Average (2019 to 2021) (%)</b>
<b>Attrition Rate</b>	<b>5.63</b>	<b>34.13</b>	<b>2.6</b>	<b>14.12</b>
<b>Completion Rate</b>	<b>NA</b>	<b>NA</b>	<b>93.4</b>	<b>93.4</b>
<b>Graduation Rate</b>	<b>NA</b>	<b>62.29</b>	<b>93.1</b>	<b>77.69</b>
<b>Progression Rate</b>	<b>9.36</b>	<b>6.91</b>	<b>24.69</b>	<b>13.65</b>

Strategic Plan 2021 Key Performance Indicators Targets:

Attrition Rate: <5.0%

Graduation Rate: >75.0%

Progression Rate: >5.0%

Completion Rate: Target was not set in 2021

Attrition Rate

The attrition rate of 2.6% achieved in 2021 met the Strategic Plan KPI target set at <5.0%. When compared against 2020, the 2021 attrition rate of 2.6% made an improvement of 92%. Compared against the 3-year average of 14.12%, the 2021 results was better by 81.5%. The high 3-year average of 14.12% was resulted from the 34.13% experienced in FY2020. The 3-Year trend showed a positive improvement from 2019 to 2021.

Completion Rate

TEG did not measure the completion rate for FY 2019 and FY 2020. TEG only started the measurement of completion rate from Aug 2022 for FY 2022. The 2021 Completed rate achieved was 93.4%. The target for completion rate was not set for FY2021.

### Graduation Rate

The graduation rate of 93.1% achieved in 2021 met the Strategic Plan KPI target set at 75% min. When compared against 2020, the 2021 graduation rate of 93.1% had improvement of 49%. Compared against the 2-year average of 77.69%, the 2021 results was better by 25%. The graduation rate for FY2019 was not measured.

### Progression Rate

The progression rate of 24.69% achieved in 2021 met the Strategic Plan KPI target set at 5.0%. When compared against 2020, the 2020 progression rate of 24.69% showed an improvement of 257%. The progression rate showed a positive upward 3-year trend from 2019 to 2021.

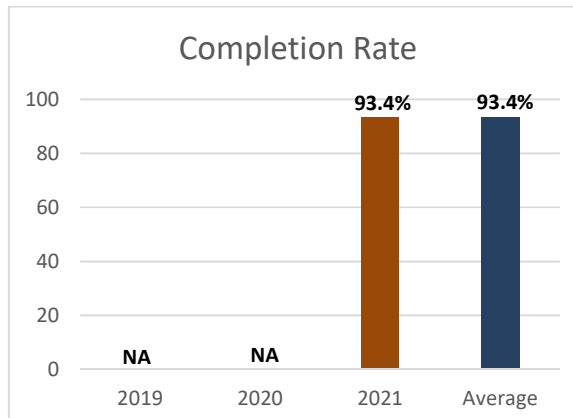
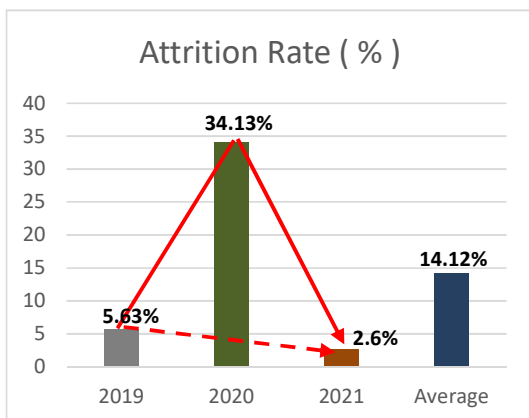
## B. 3-years Trend Analysis

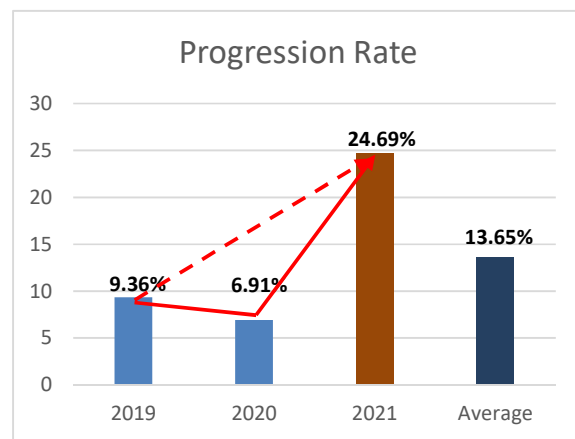
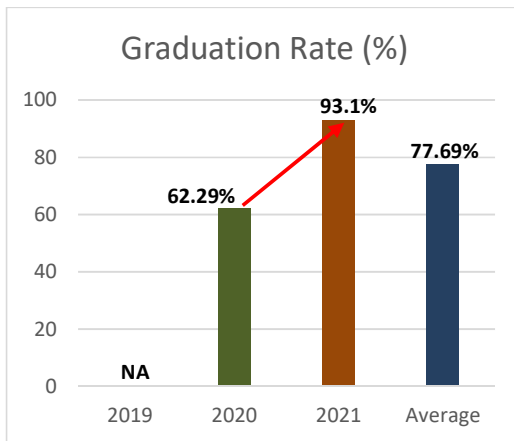
The attrition rate showed a positive upward 3-Year trend from 5.63% in 2019 to 2.6% in 2021. An excellent result achieved in FY2021. However, the attrition rate experienced in 2020 is due to the students who had returned to their home countries as they were unable to do the Industrial Attachment effected by the COVID-19 Pandemic.

There were insufficient data to determine the 3-year trend for completion rate and graduation rate to be analysed for FY2021.

The progression rate showed a positive upward 3-Year trend from 9.36% achieved in 2019 to 24.69% achieved in 2021 due to many of the students who had graduated from their diploma courses progressed to higher diploma courses since they were unable to return to their home country affected by the closure of borders.

### 3-Year Trend Chart





The COVID-19 Pandemic will continue to give negative effect on student enrolments. In addition, TEG had a group of students who had return to their home countries without completing their IA were given a second chance by the college management to graduate by completing and 'passed' the IA project work which will contribute to the rise in attrition rate for FY 2022. In view of these, the recommended targets for 2022 Strategic Plan KPI are as follows:

- a. Attrition Rate: 8.0% maximum
- b. Completion Rate: 85% minimum
- c. Graduation Rate: 85% minimum
- d. Progression Rate: 12% minimum